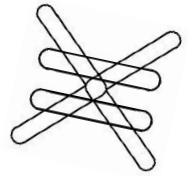



Comparer des chiffres et nombres : comprendre le « égal » et les équivalences.


**12**

12



5

**4**

4



4

**7****9****6****6**

1



4

4


**7**

1



9

10

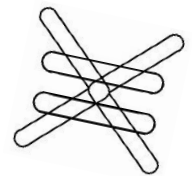


10

5

**5**

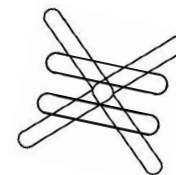
Comparer des chiffres et nombres : comprendre le « égal » et les équivalences.



8	<input type="checkbox"/>	4
5	<input type="checkbox"/>	9
10	<input type="checkbox"/>	8
2	<input type="checkbox"/>	2
3	<input type="checkbox"/>	3

2	<input type="checkbox"/>	9
11	<input type="checkbox"/>	10
4	<input type="checkbox"/>	4
10	<input type="checkbox"/>	9
19	<input type="checkbox"/>	8

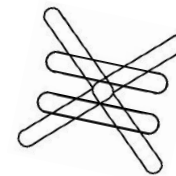
Comparer des chiffres et nombres : comprendre le « égal » et les équivalences.



<b>3</b>	<input type="checkbox"/>	6
1	<input type="checkbox"/>	<b>14</b>
<b>4</b>	<input type="checkbox"/>	<b>4</b>
<b>9</b>	<input type="checkbox"/>	<b>3</b>
<b>12</b>	<input type="checkbox"/>	<b>1</b>

<b>12</b>	<input type="checkbox"/>	8
3	<input type="checkbox"/>	2
12	<input type="checkbox"/>	12
<b>6</b>	<input type="checkbox"/>	<b>3</b>
0	<input type="checkbox"/>	<b>0</b>

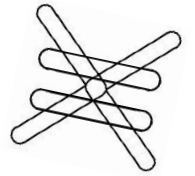
Comparer des chiffres et nombres : comprendre le « égal » et les équivalences.

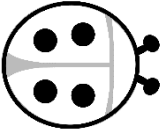
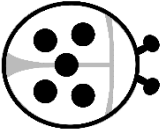
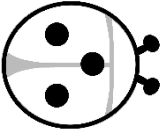
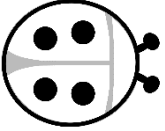
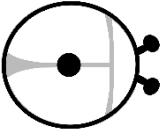


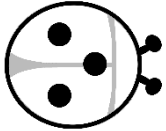
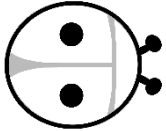
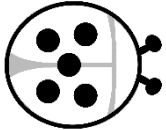
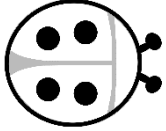
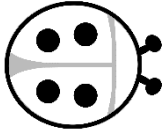
6	<input type="checkbox"/>	9
3	<input type="checkbox"/>	3
4	<input type="checkbox"/>	8
2	<input type="checkbox"/>	8
8	<input type="checkbox"/>	4

6	<input type="checkbox"/>	8
<b>2</b>	<input type="checkbox"/>	4
5	<input type="checkbox"/>	0
9	<input type="checkbox"/>	<b>9</b>
3	<input type="checkbox"/>	8

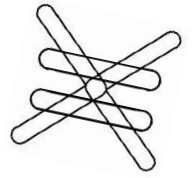
Comparer des chiffres et nombres : comprendre le « égal » et les équivalences.



	<input type="text"/>	4
	<input type="text"/>	2
	<input type="text"/>	2
	<input type="text"/>	5
	<input type="text"/>	1

1	<input type="text"/>	
4	<input type="text"/>	
5	<input type="text"/>	
4	<input type="text"/>	
3	<input type="text"/>	

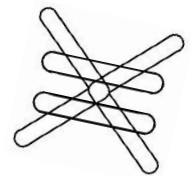
Comparer des chiffres et nombres : comprendre le « égal » et les équivalences.





# Comparer des collections très différentes : orienter le signe dans la bonne direction.

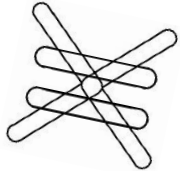
L'enfant colle la gommette en l'orientant correctement, voire il trace lui-même le symbole (difficile !!) si il en a la capacité motrice.





# Comparer des collections très différentes : orienter le signe dans la bonne direction.

L'enfant colle la gommette en l'orientant correctement, voire il trace lui-même le symbole (difficile !!) si il en a la capacité motrice.

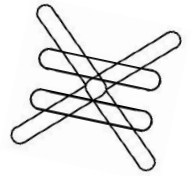






# Comparer des collections très différentes : orienter le signe dans la bonne direction.

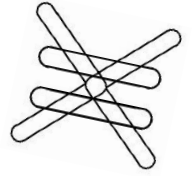
L'enfant colle la gommette en l'orientant correctement, voire il trace lui-même le symbole (difficile !!) si il en a la capacité motrice.





### Comparer des collections très différentes : orienter le signe dans la bonne direction.

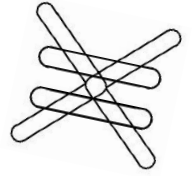
L'enfant colle la gommette en l'orientant correctement, voire il trace lui-même le symbole (difficile !!) si il en a la capacité motrice.



2		
2		
3		
4		
2		

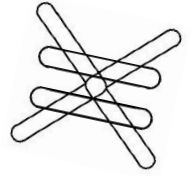
		3
		4
		3
		4
		2

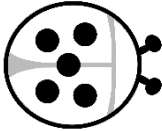
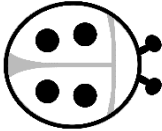
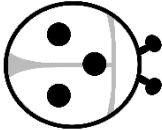
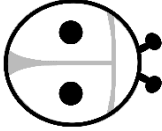
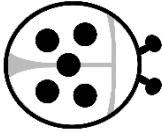
Comparer des chiffres et nombres : comprendre le « égal » et les équivalences.

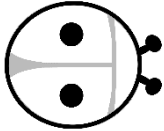
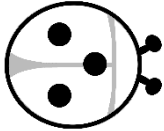
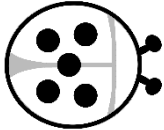
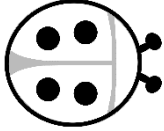
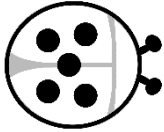




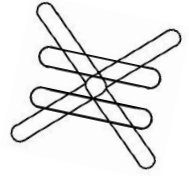
Comparer des chiffres et nombres : comprendre le « égal » et les équivalences.

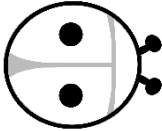
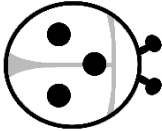
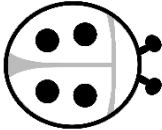
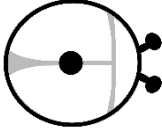
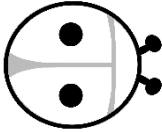


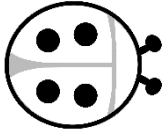
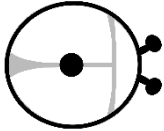
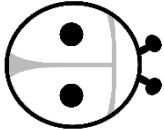
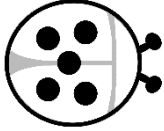
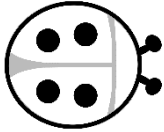
5	<input type="checkbox"/>	
4	<input type="checkbox"/>	
1	<input type="checkbox"/>	
0	<input type="checkbox"/>	
5	<input type="checkbox"/>	

3	<input type="checkbox"/>	
3	<input type="checkbox"/>	
5	<input type="checkbox"/>	
4	<input type="checkbox"/>	
2	<input type="checkbox"/>	

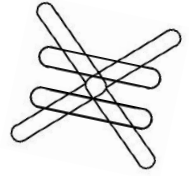
Comparer des chiffres et nombres : comprendre le « égal » et les équivalences.























4	<input type="checkbox"/>	
3	<input type="checkbox"/>	
4	<input type="checkbox"/>	
5	<input type="checkbox"/>	
2	<input type="checkbox"/>	

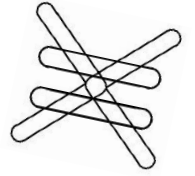
2	<input type="checkbox"/>	
3	<input type="checkbox"/>	
5	<input type="checkbox"/>	
5	<input type="checkbox"/>	
4	<input type="checkbox"/>	
















Comparer des chiffres et nombres : comprendre le « égal » et les équivalences.










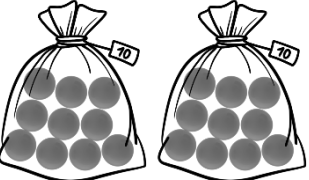






1					4
3					3
1					2
2					1
2					1

Comparer des chiffres et nombres : comprendre le « égal » et les équivalences.



Comparer des chiffres et nombres : comprendre le « égal » et les équivalences.

